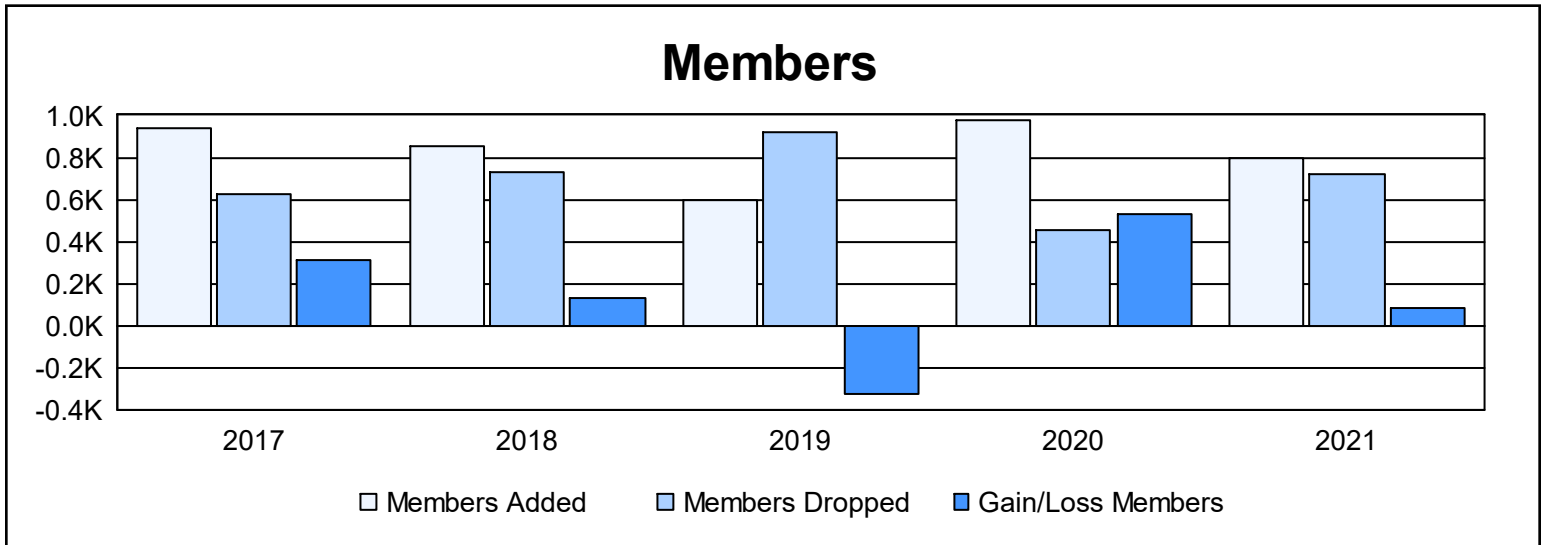
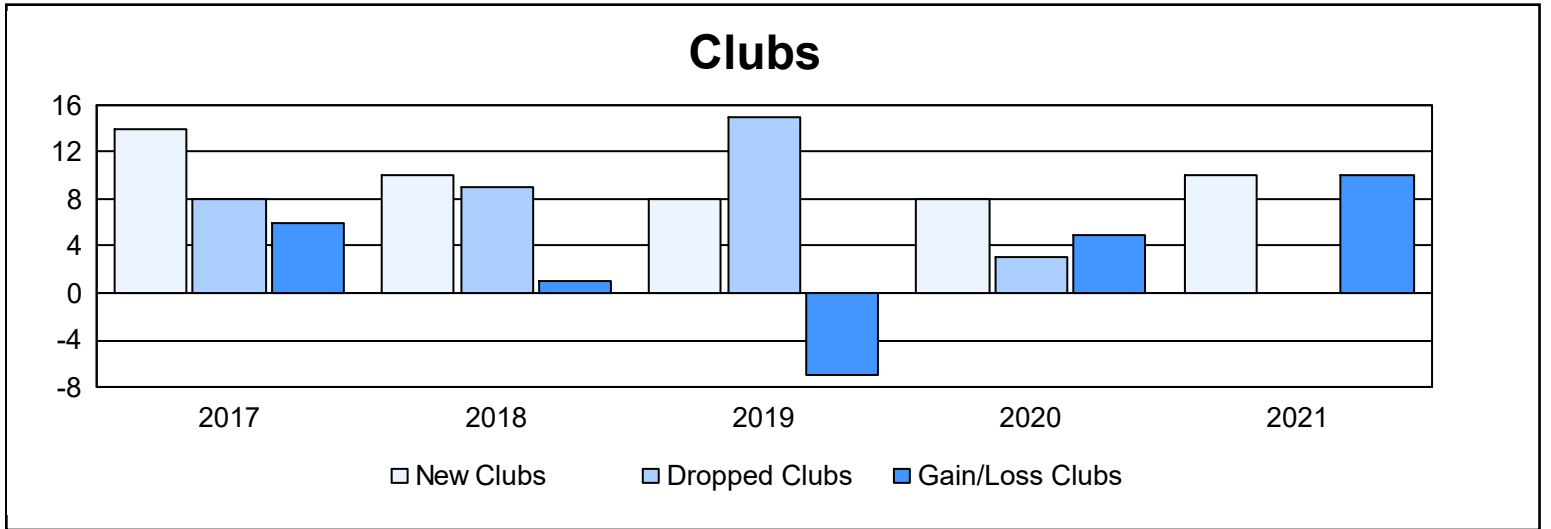
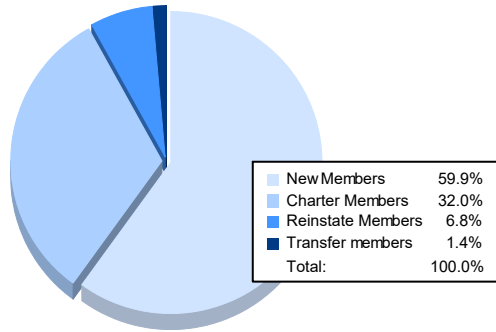


Year	New Clubs	Dropped Clubs	Gain/ Loss Clubs	New Members	Charter Members	Reinstate Members	Transfer Members	Total Member Added	Total Members Dropped	Gain/ Loss Members
2016-2017	14	8	6	547	367	18	5	937	624	313
2017-2018	10	9	1	560	244	51	1	856	730	126
2018-2019	8	15	-7	352	219	19	4	594	916	-322
2019-2020	8	3	5	632	300	37	8	977	452	525
2020-2021	10	0	10	479	256	54	11	800	716	84
<b>Average</b>	<b>10</b>	<b>7</b>	<b>3</b>	<b>514</b>	<b>277</b>	<b>36</b>	<b>6</b>	<b>833</b>	<b>688</b>	<b>145</b>



### Membership Composition June 2021 Cumulative



### Gender Composition June 2021 Cumulative

